

Constantin Basica

A Basic Piece in Constant Beat

for drum set, acoustic guitar, double bass, performer, electronics, and video

2015

A fourth person (technical assistant) is required to perform along with the instrumentalists on stage. The assistant:

- walks on stage after the audience has been seated and acts like a conductor at the beginning of a concert;
- sits down behind the laptop and acts like an electronic musician that controls the Ableton Live set projected on the screen;
- follows the instructions in the score towards the end of the piece.

Setup:

- The technical assistant sits in the middle of the stage at a table with the audio laptop. The screen is placed between the assistant and the percussionist, so that the entire projected image is visible to the audience (above the assistant), as well as the drum set behind it, but the percussionist should not be visible. The guitarist sits to the left of the screen and the double bassist stands to the right.

Electronics:

- Technical requirements: 1 laptop, 1 audio interface with at least 8 outputs, 1 small mixer + 3 earphones (for the musicians), a MIDI-pedal or OSC controller.
- A Max patch is provided, which send the click track to the musicians and plays back the guitar/bass audio file, as well as an Ableton Live set, which plays a MIDI loop with the Ableton Session Studio Drums plugin.
- Each instrumentalist wears an earphone in the ear that is not visible to the audience until the assistant takes them off towards the end of the piece.

Video:

- Technical requirements: 2-4 computers (the laptop used for audio + another computer with 3 dedicated video outputs or 3 independent computers), 1 video projector, 1 large projection screen (4:3), 3 computer monitors.
- 2 Jitter patches are provided: one plays back the video file for the projector and captures the live inputs from Ableton Live; the other patch plays back the video scores.
- The instrumentalists see the score and visual cues on computer screens placed in front of them instead of music stands.

Drum Set $\text{♩} = 55$ $2x$
f *mp* *mp*

Acoustic Guitar $\text{♩} = 55$ $2x$
 percussion sound on the body (low sound) *mp*

Double Bass $\text{♩} = 55$ $2x$
 percussion sound on the body (low sound) *mp*



Dr. 9 **A**
 on the shell of the bass drum with soft mallet *mp*

Guitar **A**
 allow strings to resonate (l.v.) gradually mute the strings
 tamburo *p* *f*

Gtr. 6 6 6 6 6 6 6 6
 vary the striking position and technique (thumb \leftrightarrow fingernail) *non cresc.* *f*

Double Bass **A**
 col legno battuto, below the bridge vary the position of the bow (below the bridge \leftrightarrow molto sul tasto) *p* *f*

Db. 5 5 5 5 5 7 7 7 7 7 7
 slap the fingerboard with the left hand *non cresc.* *f*

B 2x

Dr. *(mp)*

Gtr. **B** 2x
f left hand
mp
p
mp *mf*
f *mp*
mp *ff*
sub. mp

Db. **B** 2x
mf arco sul ponticello
mp c. l. batt.
p pizz.
p < mf arco
mp pizz.
pp arco s. pont.
sub. mp


22 *mf* vary the striking position on the bass drum

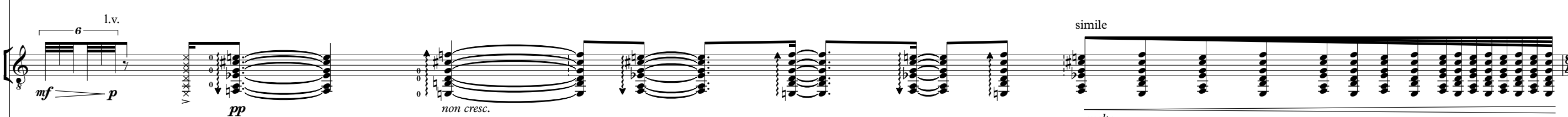
Dr. (soft mallet)
 stick *mf*

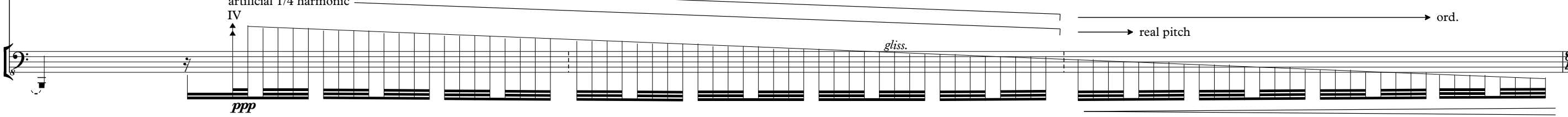
Gtr. *ff* *mf*
 ord.
f *mp*
p
p *mf* *p*
pp *f* *pp* *mf* *p*
mp *pp*
p *f* *mp*
pp

Db. *f*
mf c. l. batt.
mp ord.
p *f*
mf c. l. batt.
mp ord.
p pizz.
p *mp*
mf arco *p* pizz.

70


Dr. 


Gtr. 


Db. 

Annotations: m. s. pont., artificial 1/4 harmonic, IV, gliss., ord., real pitch

73

Dr. 

Gtr. 

Db. 

Annotations: J, f, p, f, p, mf, mp, f, p, f, perc., tamb., (perc.), rasg., simile, rasg., perc., p, f, p, mf, mp, f, p, f, arco, r. h. pizz. with nails, pizz., arco, (r. h. pizz. with nails), perc., arco, p, f, perc., mp, f, perc., p, f

80

Dr. *p* 5 7 6 6 *mp* *f* *fff* 5 7 6

Gtr. *p* rasg. 3 3 3 *ff* *f* *fff* rasg. 3 3

Db. *p* 3 pizz. 3 arco pizz. arco *ff* *mp* *fff* 3 pizz. arco 3 pizz.



83

Con. **K** 1. stand up and go to the guitarist, whisper "A Basic Piece in Constant Beat" in his/her ear while taking out the headphone
2. go to the double bassist, whisper "A Basic Piece in Constant Beat" in his/her ear while taking out the headphone
3. go to the middle of the stage

Dr. **K** scrape a leg of the floor tom *p* approx. 16"

Gtr. **K** gradually mute strings *ff* muted rasgueado *p* approx. 16"

Db. **K** tremolo under the bridge with the silver winding of the bow *p* approx. 16"

85 **L** prepare for conducting

conduct with right hand

Con.

L scrape two legs with independent and varying speeds

Dr.

L vary the speed of the rasgueado and of the glissando; change the strings freely

Gtr.

vocalized

A Ba - sic Piece in Cons-tant Beat

mf

A Ba - sic Beat in Cons-tan - tin?

mp *f*

L in addition, scrape the strings with the nails of the left hand; vary the speed of the tremolo, as well as the position (of the silver winding of the bow) on the five strings (under the bridge)

Db.

vocalized

A Ba - sic Beat in Cons-tant Piece

mf



89

Con.

Dr.

Gtr.

whisper

A Beat in Ba - sic Cons-tant Piece

mf *f* *mf*

A Piece in Cons-tant Ba - sic Beat A Cons-tan - tin Beat Ba - sic Piece A Cons-tan -

pp

whisper

A Beat in Cons-tant Ba - sic Piece

f

A Cons - tan - tin Piece Ba - sic Beat A Cons - tan - tin Beats Ba - sic Piece

pp

Db.

A Beat in Cons-tant Ba - sic Piece

f *mp*

92

Con. **M** conduct chaotically
MIDI drum set

Dr. **M** shout sticks up in the air
press MIDI pedal

Gtr. **M**

Db. **M**

A Piece Beats Ba - sic Cons-tan - tin A Beat Beats Ba - sic Cons-tan - tin A Ba - sic Piece in Cons-tant Beat *f*
p *ff*

tin Beats Ba - sic Piece Beats Ba - sic A Cons tan - tin Beats Ba - sic Beat *f* Piece Ba - sic tin Beat sic tan A Ba - sic Piece in Cons-tant Beat *p* *ff*

A Cons tan - tin Beats Ba - sic A Cons tan - tin Beats Ba - sic Piece *f* Beats Cons-tan A Beats sic tin A Ba - sic Piece in Cons-tant Beat *p* *ff*



96

Con. **approx. 20"** freeze hands drop hands

Dr. **approx. 20"** get up move towards the computer (press Q key) pretend to quit the software close the lid of the computer